



WANSEMI
万芯半导体

WPZT5551

SOT223 TRANSISTOR(NPN)

SOT223/TRANS(NPN)/600mA/150-250

Rev1.1

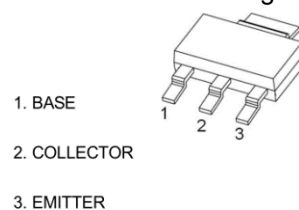
SOT223 TRANSISTOR(NPN)

1.Features

- ◆ High Voltage
- ◆ High Voltage Amplifier Application
- ◆ High Stability and High Reliability

2. Mechanical Data

- ◆ SOT-223 Small Outline Plastic Package



3.Package Marking and Ordering Information

Part no.	Marking	Package	PCS/Reel	PCS/CTN.
WPZT5551	ZT5551	SOT-223	1,000	28,000

4. Maximum Ratings & Thermal Characteristics at Ta=25°C

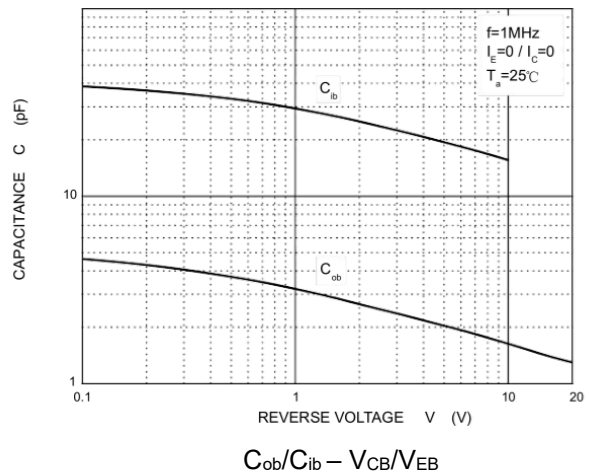
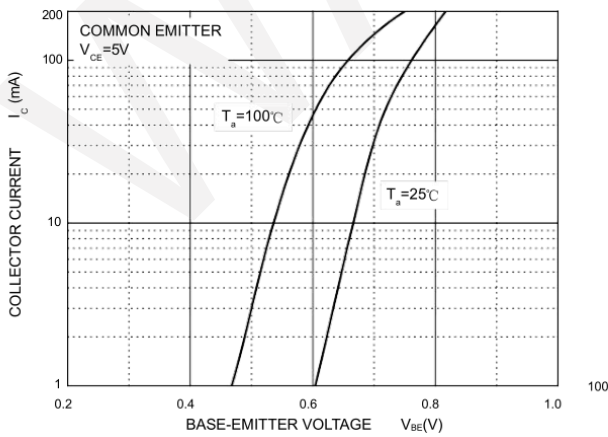
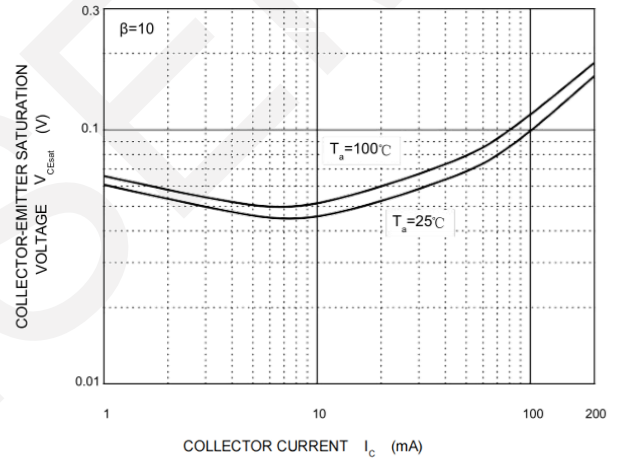
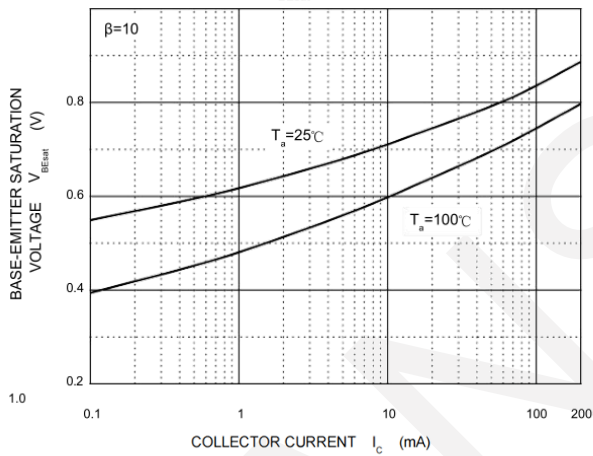
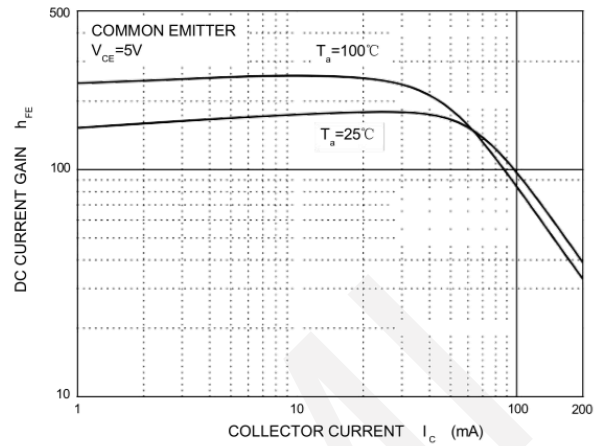
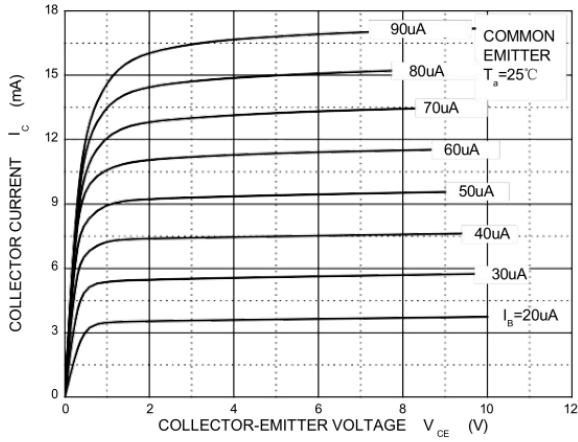
Parameter	Symbol	Value	Unit
Collector-Base Voltage	V_{CBO}	180	V
Collector-Emitter Voltage	V_{CEO}	160	V
Emitter -Base Voltage	V_{EBO}	6	V
Collector Current-Continuous	I_C	600	mA
Collector Power Dissipation	P_C	1000	mW
Junction Temperature	T_j	150	°C
Storage Temperature	T_{stg}	-55 ~ +150	°C
Thermal resistance From junction to ambient	$R_{\theta JA}$	125	°C/W

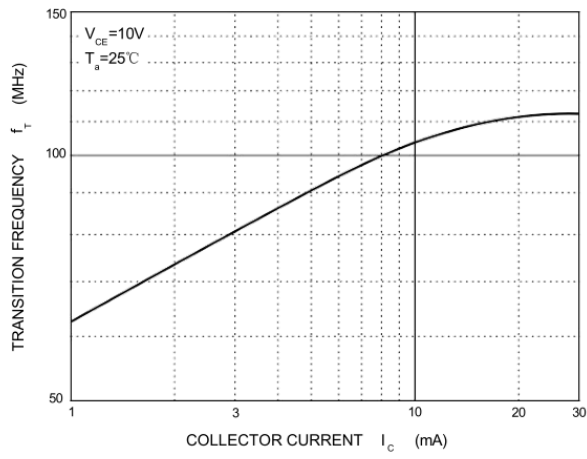
5.Electrical Characteristics at Ta=25°C

Parameter	Symbol	Test Conditions	Min.	Max.	Unit
Collector-base breakdown voltage	$V_{(BR)CBO}$	$I_C=100\mu A, I_E=0$	180		V
Collector-emitter breakdown voltage	$V_{(BR)CEO}$	$I_C=1mA, I_B=0$	160		V
Emitter-base breakdown voltage	$V_{(BR)EBO}$	$I_E=10\mu A, I_C=0$	6		V
Collector cut-off current	I_{CEO}	$V_{CE}=120V, I_B=0$		50	nA
Emitter cut-off current	I_{EBO}	$V_{EB}=4V, I_C=0$		50	nA
DC current gain	$h_{FE(1)}$	$V_{CE}=5V, I_C=1mA$	80	300	
	$h_{FE(2)}$	$V_{CE}=5V, I_C=10mA$	100		
	$h_{FE(3)}$	$V_{CE}=5V, I_C=50mA$	30		
Collector-emitter saturation voltage	$V_{CE(sat)}$	$I_C=10mA, I_B=1mA$		0.15	V
		$I_C=50mA, I_B=5mA$		0.2	V
Base -emitter saturation voltage	$V_{BE(sat)}$	$I_C=10mA, I_B=1mA$		1	V
		$I_C=50mA, I_B=5mA$		1	V
Transition frequency	f_T	$V_{CE}=10V, I_C=10mA, f=100MHz$	100	300	MHz
Collector output capacitance	C_{ob}	$V_{CB}=10V, I_E=0, f=1MHz$		6	pF
Emitter input capacitance	C_{ib}	$V_{BE}=0.5V, I_C=0, f=1MHz$		20	pF

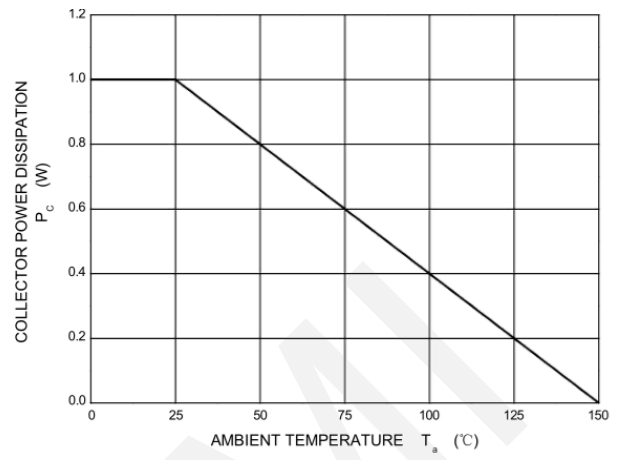


6. Typical Characteristics





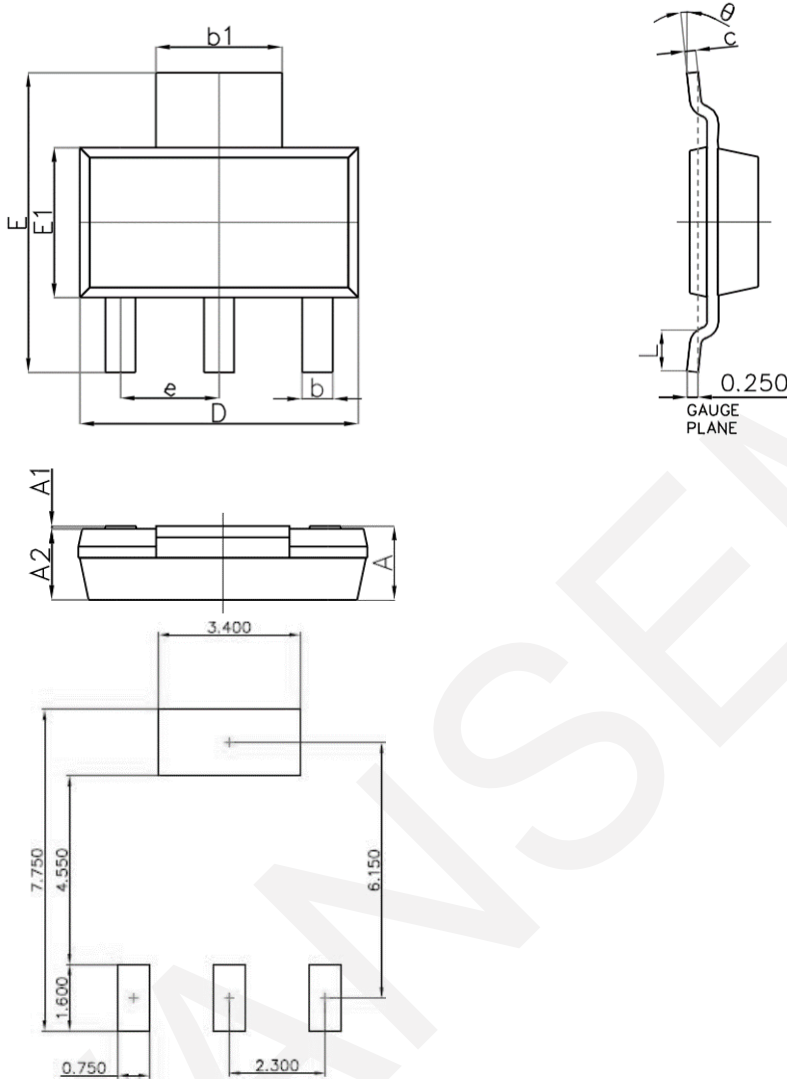
$f_T \text{ -- } I_C$



$P_C \text{ -- } T_a$



7.Package Dimensions



Symbol	Dimensions In Millimeters		Dimensions In Inches	
	Min.	Max.	Min.	Max.
A	—	1.800	—	0.071
A1	0.020	0.100	0.001	0.004
A2	1.500	1.700	0.059	0.067
b	0.660	0.840	0.026	0.033
b1	2.900	3.100	0.114	0.122
c	0.230	0.350	0.009	0.014
D	6.300	6.700	0.248	0.264
E	6.700	7.300	0.264	0.287
E1	3.300	3.700	0.130	0.146
e	2.300(BSC)		0.091(BSC)	
L	0.750	—	0.030	—
θ	0°	10°	0°	10°

8. Important Notice

WAN SEMICONDUCTOR (NINGBO) CO.,LTD reserves the right to make corrections, enhancements, improvements and other changes to its semiconductor products and services and to discontinue any product or service. Buyers should obtain the latest relevant information before placing orders and should verify that such information is current and complete. All semiconductor products (also referred to herein as “components”) are sold subject to WANSEMI’s terms and conditions of sale supplied at the time of order acknowledgment.

WANSEMI warrants performance of its components to the specifications applicable at the time of sale, in accordance with the warranty in WANSEMI’s terms and conditions of sale of semiconductor products. Testing and other quality control techniques are used to the extent WANSEMI deems necessary to support this warranty. Except where mandated by applicable law, testing of all parameters of each component is not necessarily performed.

WANSEMI assumes no liability for applications assistance or the design of Buyers’ products. Buyers are responsible for their products and applications using WANSEMI components. To minimize the risks associated with Buyers’ products and applications, Buyers should provide adequate design and operating safeguards.

No WANSEMI components are authorized for use in FDA Class III (or similar life-critical medical equipment) unless authorized officers of the parties have executed a special agreement specifically governing such use.

Unless WANSEMI has specifically designated certain components which meet ISO/TS16949 requirements, mainly for automotive use, WANSEMI will not be responsible for any failure of such components to meet such requirements.